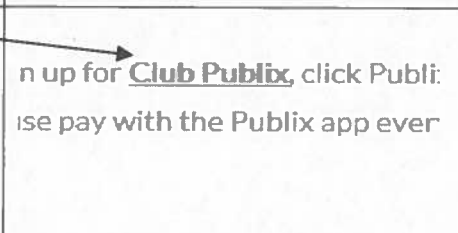



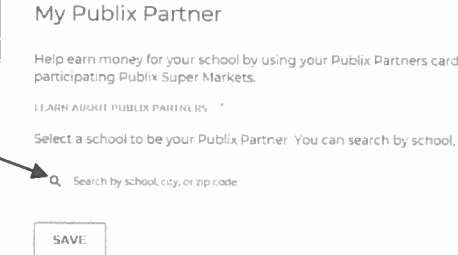
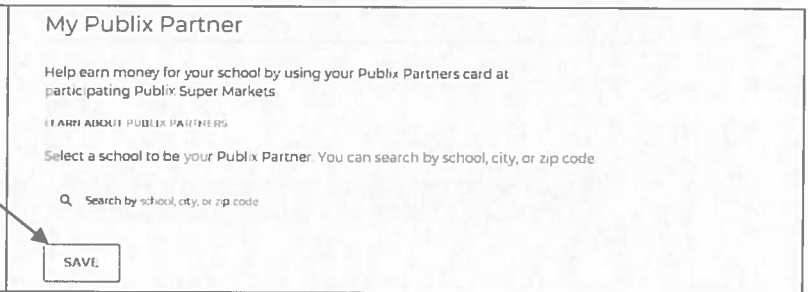



Signing Up for Publix Partners

Steps	Action	Screen Shot
1.	Go to www.publix.com/partners	
2.	Click on "Club Publix".	 <p>Sign up for Club Publix, click Publix Partners to use pay with the Publix app every time.</p>
3.	<p>- If you don't have an account – Fill in the required information and click "Join Now".</p> <p>- If you have an account – Click "Log In".</p>	 <p>JOIN NOW LOG IN</p>
4.	Click on your name (top right corner) to take you to your profile.	 <p>Shopping List Benjamin Search</p>
5.	<p>On the far-right side of the tool bar, click on "My Publix Partner".</p> <p>Note: You must have selected a store and provided an address for this option to appear.</p>	 <p>My Publix Partner</p>
6.	Enter your schools name, city or zip code in the search field.	 <p>My Publix Partner</p> <p>Help earn money for your school by using your Publix Partners card at participating Publix Super Markets.</p> <p>LEARN ABOUT PUBLIX PARTNERS</p> <p>Select a school to be your Publix Partner. You can search by school, city, or zip code.</p> <p>Search by school, city, or zip code</p> <p>SAVE</p>

7.	Choose your school and click "Save".	 <p>My Publix Partner</p> <p>Help earn money for your school by using your Publix Partners card at participating Publix Super Markets</p> <p>LEARN ABOUT PUBLIX PARTNERS</p> <p>Select a school to be your Publix Partner. You can search by school, city, or zip code</p> <p>Q Search by school, city, or zip code</p> <p>SAVE</p>
8.	<p>You should see your school's name listed as your Publix Partner.</p> <p>Note: You can change or remove this at any time.</p>	 <p>My Publix Partner</p> <p>Help earn money for your school by using your Publix Partners card at participating Publix Super Markets</p> <p>LEARN ABOUT PUBLIX PARTNERS</p> <p>School</p> <p>Mauldin High School Mauldin, SC 29662</p> <p>CHANGE REMOVE</p> <p>VIEW SCHOOL TOTALS</p>
9.	If your school is not listed, go back to publix.com/partners and scroll down to the "Get Resources" link and bring the downloadable application form to your school to fill out.	<p>If your school is not yet participating, you can use this page to:</p> <ul style="list-style-type: none"> • Learn how the program works. • Get resources to help your school sign up.
10.	Once the form has been received by Publix and processed, you can instruct parents to follow the steps above.	